

ONLINE REGISTRATION FOR RETURNING POSTGRADUATE STUDENTS (RESEARCH) (Student Manual)

1. Go to Student Portal website - (<http://istudent.uitm.edu.my/nsp/home/main.asp>)
2. Click on **Student Login**.






3. Key-in **Student ID** and **Password** in Student Portal.




Note : Click *Forgot Password* if you need to recover your password. (Ensure the e-mail address stated in the academic section is correct.)


The screenshot displays the login interface for the Student Portal System. At the top is the logo of Universiti Teknologi MARA. The title 'STUDENT PORTAL SYSTEM' is centered. Below it are two input fields: 'Student ID :' and 'Password:'. A 'Sign-in' button is positioned below the password field. At the bottom, there is a prompt 'Please type your StudentID and Password' and a link for 'Forgot Password ?Click Here'.

4. The following window will appear. Click on *Click to Open e-Academic System* to register.

UiTM Student Portal		Course Outline
Student Information		 <p>Click to Open eHEP System eKolej, eZakat, eKI and many more...</p>
STU		
NAME :	JONSON BIN SOUMIN	 <p>Click to Open eAcademic System Course Registration Examination Slip Examination Result and many more...</p>
PROGRAMME :	AS780	
MO		
CURRENT EMAIL :	sn_iy@yahoo.com	 <p>Windows Live Mail Click to Open @isiswa.uitm.edu.my</p> <p><small>© 2008 Microsoft Corporation. All rights reserved. This program is protected by U.S. and international copyright laws as described in the help/about box.</small></p> <p>*Your default Email password is ICNO or Passport No</p>
OFFICIAL :	n.edu.my	
ADVISOR :		
Update My Current Email & Mobile Number		
<p>Sila rujuk Kalendar Akademik dari Pihak HEA untuk tarikh tarikh penting Pendaftaran Kursus atau Keputusan Peperiksaan anda</p>		

5. The following windows will appear. Please click on *Student Registration* to register.

Student Portal One Stop System Center - HEA System		Mail
 <p>Examination Slip (SMP) Current Semester Click to open</p>	<p>Important announcement</p> <ol style="list-style-type: none"> Printing Examination Slip information : <ol style="list-style-type: none"> Valid only for student - Programme Level Dipl Date and Time Open : 1/08/2012, 12.30 PM Date and Time Close : 21/10/2012, 11.59 PM Any printing after this date, please refer to your Faculty or Campus. Please print your slip for your examination refer 	
	 <p>Examination Result Intersession Semester Click to open</p>	<p>Important announcement</p> <ol style="list-style-type: none"> Examination Result For Semester 201233 (Interse: <ol style="list-style-type: none"> Valid only for student - Programme Level Dipl Date and Time Open : 07/08/2012, 4.00 PM Any process after this date, please refer to your Faculty or Campus. Please print a copy for your reference
 <p>Examination Result Current Semester Click to open</p>		<p>Important announcement</p> <ol style="list-style-type: none"> Examination Result For Semester 20122 <ol style="list-style-type: none"> Valid only for student - Programme Level Deg Date and Time Open : 03/08/2012, 9.00 AM Any process after this date, please refer to your Faculty or Campus.

 <p>Student Registration Current Semester Click to Open</p>	Important announcement
	<p>1. REGISTRATION FOR CURRENT SEMESTER 20124: a. Valid only for student - Programme Level Masters and PhD (RESEARCH) b. Date and Time Open : 14/08/2012, 9.00 AM</p>

6. The following will appear.

COURSE REGISTRATION - CURRENT_SEM - 20124-Semester 1 2012/2013			
Student ID :			
Name :			
IC/Passport No :			
Contact No :			
Citizenship :			
Campus :	B - UITM Shah Alam		
Faculty :	AS - FACULTY OF APPLIED SCIENCES		
Programme :	AS780 - MASTER OF SCIENCE (BY RESEARCH)		
Program Level :	M - MASTERS	Plan ID :	2394
Study Mode :	SP - Part Time	Part :	4
Process Status :	1A	Academic Fees :	None
Semester Intake :	20094 - Semester 1 2009/2010		
Advisor :			

- [REGISTER](#)
- [CLOSE & LOGOUT](#)
- [GENERATE BILL](#)
- [VIEW ACADEMIC BILL](#)

7. Click **REGISTER** to register.
8. Click **GENERATE BILL** to obtain your bill for tuition fees. Your bill will be generated within 24 hours.
9. Click **VIEW ACADEMIC BILL** (after 24 hours) to view your billing information.
10. Payment can be made at any Bank Islam Branch or at the Bursary. *(Please keep the receipt as proof of payment.)*
11. If you are not able to register, proceed to faculty for further instructions.